



Adam and Eve's Sin

The Lesson Of The Story

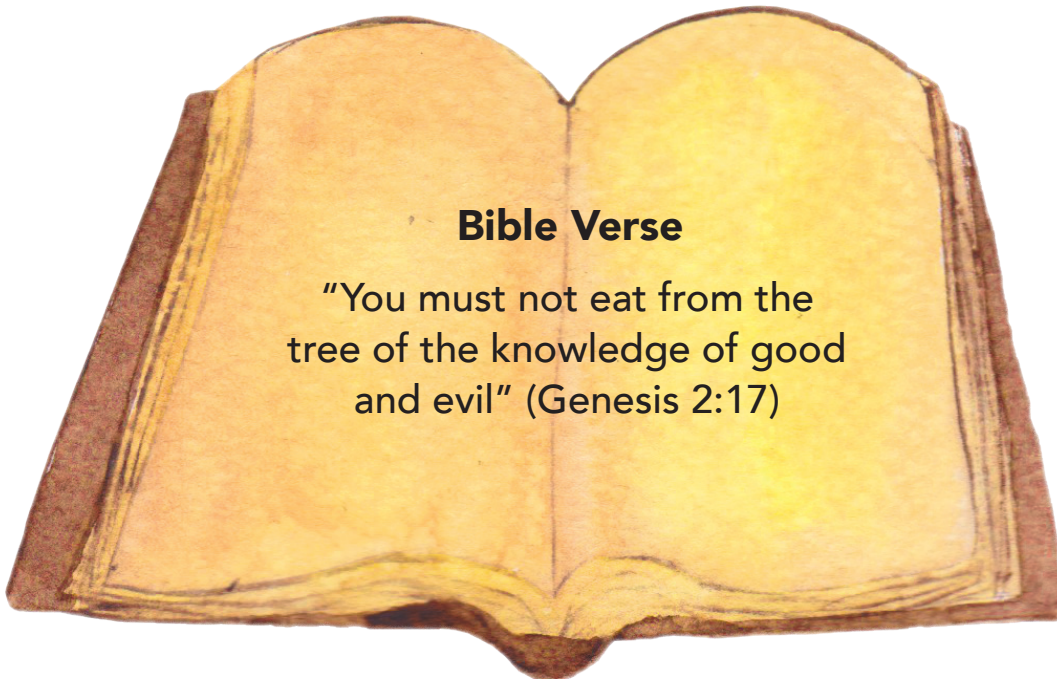
This week your children learn about Adam and Eve. God created a perfect world, free of sin. After being tempted, both Adam and Eve sinned. This sin changed our world forever. The story of Adam and Eve teaches children that God gives us rules with consequences for disobedience. They also learn, God loves us and forgives us even when we sin. Reiterate daily the story's key concepts.

Key Concepts

- We must obey God's instructions.
- God forgives us even when we sin.
- There are consequences when we do not listen.

Bible Verse

"You must not eat from the tree of the knowledge of good and evil" (Genesis 2:17)



STORY TIME!

Adam and Eve's Sin (Genesis 3)

Eden was a beautiful garden in God's perfect world. God made a man called Adam to live in the garden and a woman called Eve to be Adam's wife. God told Adam and Eve to enjoy Eden. God had only one rule: Adam and Eve must not eat fruit from the tree in the middle of the garden.

One day an evil serpent convinced Eve she should eat the fruit. Eve got Adam to eat the fruit too. After Adam and Eve ate the fruit, they realized they were naked and covered themselves with leaves.

Later God asked Adam and Eve what they had done. Adam and Eve told God they had eaten the forbidden fruit. God made clothes from animal skins for Adam and Eve.

God was very sad but made Adam and Eve leave the garden forever because they had disobeyed him. Even though God had to send Adam and Eve out of the garden, he forgave them and promised he would be with them.

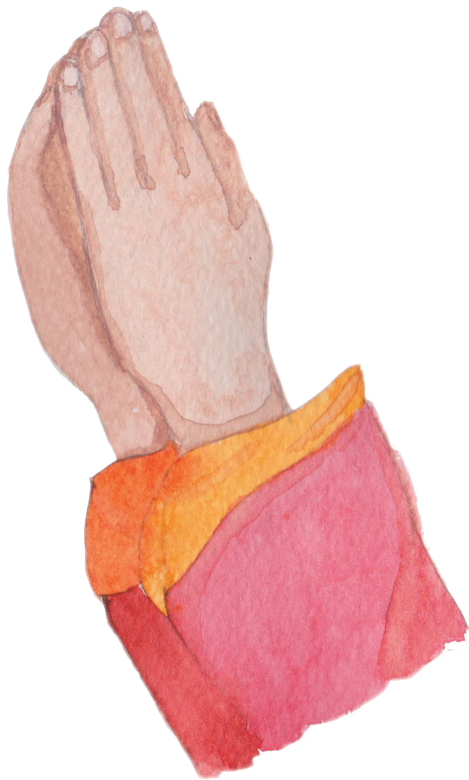
What Did You Learn?

Ask them these questions about the story:

- What was God's one rule for Adam and Eve?
- Did Adam and Eve obey God's instructions?
- What happened when Adam and Eve disobeyed God?



PRAYER TIME!



Choose a prayer below or come up with another prayer relating to this week's story.

Sample Prayers

- Dear Jesus, help us obey you. Amen.
- Dear Jesus, teach us to repent when we do wrong. Amen.
- Dear Jesus, thank you for forgiving us when we do not listen. Amen.

RHYME TIME!

Adam and Eve lived in a perfect land.

(Place your hands above your head.)

"Don't eat this fruit," was God's command.

(Shake your head no.)

One day the serpent tempted Eve.

(Move your arm like a snake.)

They disobeyed and had to leave.

(Point away.)



SONG TIME!

God asked Adam and Eve to obey one rule: Do not eat from the fruit of the tree in the middle of the garden. Eve was tempted by a serpent in the garden, which caused both Adam and Eve to sin. We must be careful what we do, because God sees everything. The corresponding song for this week's story is "O Be Careful, Little Eyes." You can do motions along with the song to keep the children engaged. If you know the song, you can sing it without the music, or you can scan the Quick Response code (QR code) to play the song on your device.



SCAN HERE



O BE CAREFUL LITTLE EYES

VERSE 1

O be careful little eyes what you see
O be careful little eyes what you see
For the Father up above
Is looking down in love
So, be careful little eyes what you see

VERSE 2

O be careful little ears what you hear
O be careful little ears what you hear
For the Father up above
Is looking down in love
So, be careful little ears what you hear

VERSE 3


O be careful little hands what you do
O be careful little hands what you do
For the Father up above
Is looking down in love
So, be careful little hands what you do

VERSE 4

O be careful little feet where you go
O be careful little feet where you go
For the Father up above
Is looking down in love
So, be careful little feet where you go

VERSE 5

O be careful little mouth what you say
O be careful little mouth what you say
For the Father up above
Is looking down in love
So, be careful little mouth what you say





ACTIVITY TIME!

Here are some fun activities to do during the week or after church. Try a few or do them all! Coloring sheets and craft materials are included with some activities. Feel free to use the optional materials suggested or add your own favorite materials for even more fun. For more free activities visit: www.bibletimefun.com/bible-activities

ACTIVITY 1 Happy Face, Sad Face

Adam and Eve disobeyed God's rules, so they had to leave the garden. But the story does not stop there. God forgave Adam and Eve and made a plan to save them. This activity helps the children recognize good and bad behaviors.

Materials

- Two paper plates (or blank paper circles)
- Two craft sticks (or pencils)
- Tape

Directions

1. Explain to the children that obedience makes God happy and that sin makes him sad. But if we sin, God still loves us and forgives us.
2. Draw a happy face on one plate and a sad face on the other plate. Tape a craft stick to the back of each plate.
3. Give the children examples of good and bad deeds and behaviors. If you say a bad behavior, show the sad face. If you say a good (nice) behavior, show the happy face.

After the Activity

Remind the children that even when we sin, God forgives us because he loves us so much.



ACTIVITY 2

Obey the Sign

God gave Adam and Eve rules to find out if they would obey him. When we obey God, it shows God we love him and makes him happy. In this activity, the children play a fun game to teach them to obey signs.

Materials


- "Stop" sign (included)
- "Go" sign (included)
- Jumbo craft sticks (included)
- Tape

Directions

- Explain to the children that God wants us to obey him. When we obey God, it makes him happy.
- Stand on the opposite side of the room and call out, "Go!" or "Stop!" while showing the sign. The children should follow the instructions given.

After the Activity

Remind the children we must always obey God's instructions.



ACTIVITY 3

Coloring Sheet



Let the children enjoy coloring as you remind them of this week's story.

Materials

Coloring sheet (included)

After the Activity

Remind the children that the Garden of Eden had lots of color.



ACTIVITY 4

“Hanging Snake” Craft



When Eve talked to the serpent, it convinced her to sin. After Adam and Eve sinned, the world was never the same. This craft reminds the children that there are consequences when we do not listen.

Materials

- Snake template (included)
- String (included)
- Tape
- Scissors
- Sequins or glitter (optional)

Directions

1. Have the children cut the snake on the line (help if needed).
2. Decorate with sequins or glitter (optional).
3. Tape string to the bottom of the snake’s head.

After the Activity

Remind the children that there are consequences to not listening.



Before Cutting
Craft



After Cutting
Craft