



GIDEON'S ARMY

I'm in the Lord's Army

Activity

Gideon and the Israelites let God lead their battle and as a result they won. When we fight on the Lord's side we will always be victorious. In this activity the children will learn what it means to fight in the Lord's army.

Materials

Materials

- News paper
- Paint (camouflage colors)

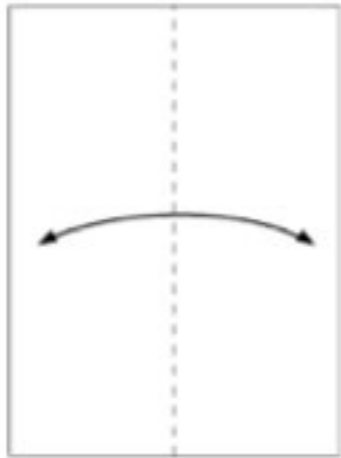
Procedure

1. Using the army hat folding instruction, fold a sheet of newspaper into a hat shape.
2. Have the children paint the hat using camouflage colors.
3. While the hat dries explain what it means to be in the Lord's army.

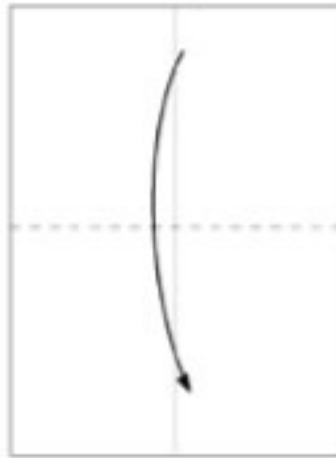
Explanation: Remind the children that fighting for the Lord means being faithful even when you get worried.



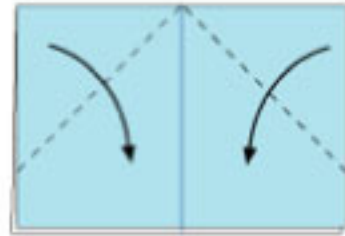
An Army Cap



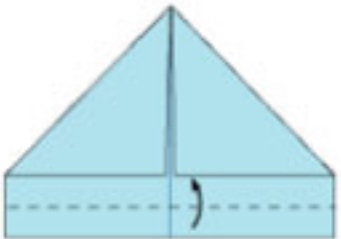
1) Fold in half to make a crease and unfold



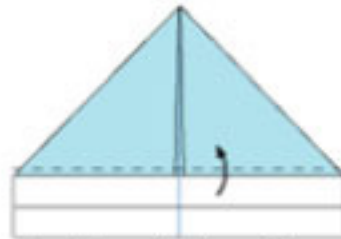
2) Fold in half



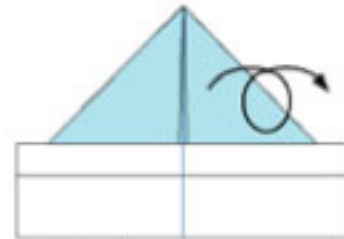
3) Fold in the dotted lines



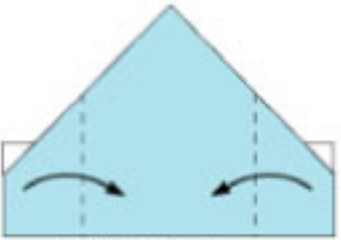
4) Fold in the dotted line



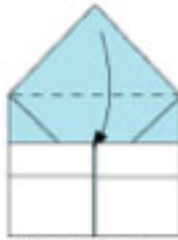
5) Fold in the dotted lines



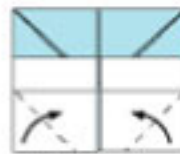
6) Turn over



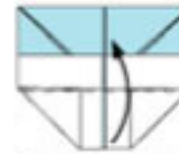
7) Fold in the dotted lines



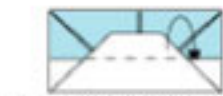
8) Fold in the dotted line



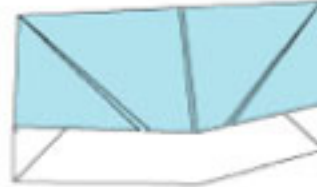
9) Fold in the dotted lines



10) Fold in the dotted line



11) Tuck into the pocket



12) Finished

* A size of hat may be different depends on newspaper size *